



## Annual Activity Survey Jan 2022

### Bristol Cathedral Choir School

This report provides details of what your last year's Year 11 cohort have gone on to do by the end of 2021.

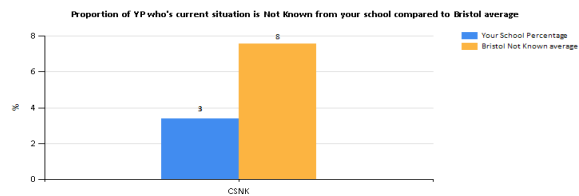
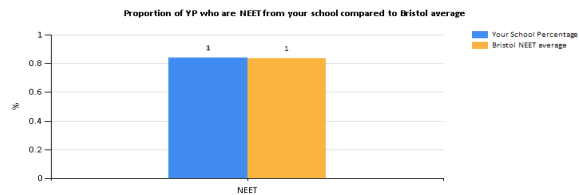
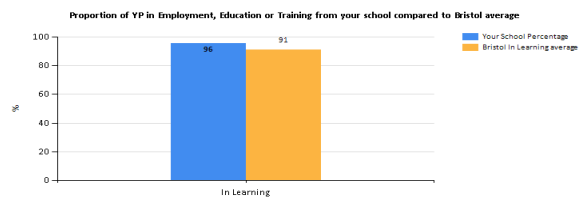
Stat School	Total Students
Bristol Cathedral Choir School	119

Residential Local Authority of Students	Number of Students
Bath and NE Somerset	1
Bristol	99
North Somerset	7
Other	1
South Gloucestershire	11

### Activity of your students by DfE activity group

Post 16 Activity Group	Number of Students	
CSNK	4	3%
In Learning	113	95%
NEET	1	1%
Not Recorded	1	1%
<b>Total</b>	<b>119</b>	<b>100%</b>

Local Authority	Y12 Average NEET	Y12 Average Current Situation	Y12 Average In Learning
Bath and North East Somerset	0.12 %	55.22%	44.53%
Bristol, City of	0.67 %	17.96%	81.10%
North Somerset	0.51 %	93.89%	5.22%
South Gloucestershire	0.25 %	11.12%	88.52%



### What your students are doing in more detail

Post 16 Participation Type	Number of Students
Full-time education - school sixth-form	88
Full-time education - further education	17
Full-time education - sixth-form college	6
Current situation not known	4
Full-time education - other	1
Special post-16 institution	1
Seeking employment, education or training	1
Not Recorded	1

### Where students are undertaking their activity

Post 16 Provider Name	Number of Students
Bristol Cathedral Choir School	77
South Gloucestershire and Stroud College	7
City of Bristol College	6
St Brendan's Sixth Form College	6
St Mary Redcliffe and Temple School	6
Not Recorded	6
Ashton Park School	1
The Park Community Centre	1
Abbeywood Community School	1
Bristol Grammar School	1
Boomsatsuma	1
Bath College	1
The City Academy Bristol	1
Redland Green School	1
Montpelier High School	1
Bristol Rovers Community Trust	1
Hartpury College	1

