



Annual Activity Survey 2020

Bristol Cathedral Choir School.

This report provides details of what your last year's Year 11 cohort have gone on to do by the end of 2020.

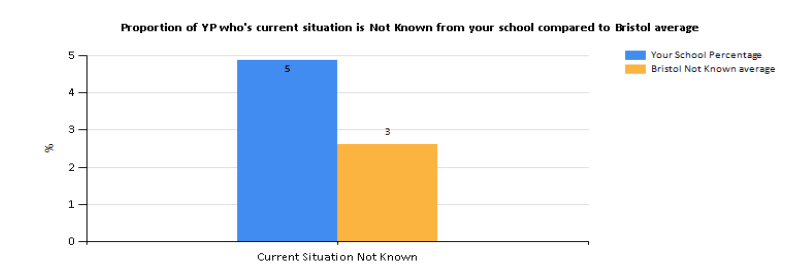
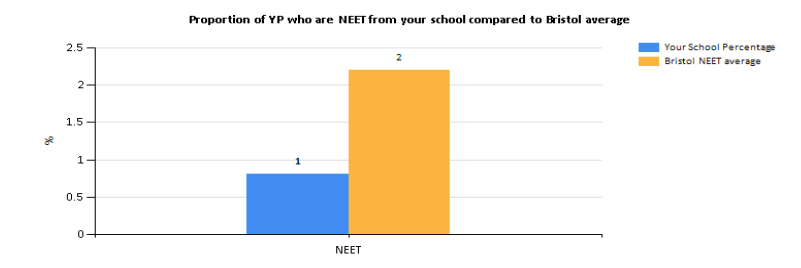
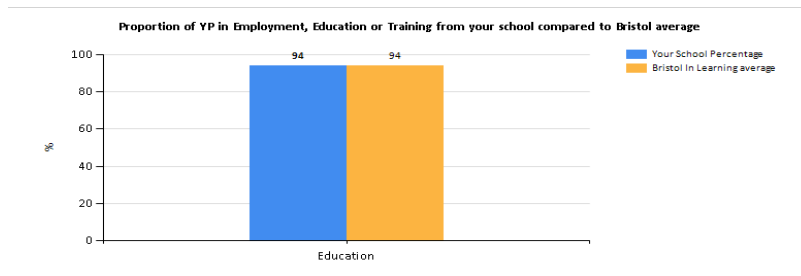
Stat School	Total Students
Bristol Cathedral Choir School.	123

Residential Local Authority of Students	Number of Students
B&NES	1
Bristol	108
North Somerset	4
Other	2
South Gloucestershire	8

Activity of your students by DfE activity group

Post 16 Activity Group	Number of Students	
Current Situation Not Known	6	5%
Education	116	94%
NEET	1	1%
Total	123	100%

Local Authority	Y12 Average NEET	Y12 Average Current Situation	Y12 Average In Learning
Bath and North East Somerset	1.65 %	3.12%	94.81%
Bristol, City of	2.20 %	2.62%	94.29%
North Somerset	1.64 %	2.32%	95.70%
South Gloucestershire	0.89 %	6.39%	92.62%



What your students are doing in more detail

Post 16 Participation Type	Number of Students
Current situation not known	6
Full-time education - further education	23
Full time education - school sixth-form	87
Full-time education - sixth-form college	6
Not available to labour market/learning - illness	1

Where students are undertaking their activity

Post 16 Provider Name	Number of Students
BATH COLLEGE	1
Boomsatsuma	2
Bristol Cathedral Choir School	67
Bristol City Football Club	1
Bristol Technology and Engineering Academy	4
BRITISH ARMY	1
City of Bristol College	9
Cotham School	6
DBS Music	2
Hartpury College	2
North Bristol Post 16 Centre	2
Redland Green School	1
South Gloucestershire and Stroud College	3
St Brendan's Sixth Form College	4
St Katherine's School	1
St Mary Redcliffe and Temple School	10
Unknown	7