



# Maths Department

## A Level Induction Booklet

### CONTENTS

Chapter 1	Removing brackets	page	2
Chapter 2	Linear equations		4
Chapter 3	Simultaneous equations		8
Chapter 4	Factors		10
Chapter 5	Change the subject of the formula		13
Chapter 6	Solving quadratic equations		16
Chapter 7	Indices		18

Name: .....

.....  
 .....

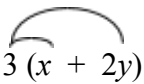


# Chapter 1: REMOVING BRACKETS

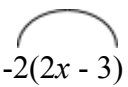
To remove a single bracket, we multiply every term in the bracket by the number or the expression on the outside:

## Examples

1)  $3(x + 2y) = 3x + 6y$



2)  $-2(2x - 3) = (-2)(2x) + (-2)(-3)$   
 $= -4x + 6$



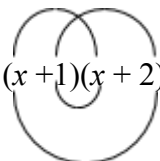
To expand two brackets, we must multiply everything in the first bracket by everything in the second bracket. We can do this in a variety of ways, including

- \* the smiley face method
- \* FOIL (Fronts Outers Inners Lasts)
- \* using a grid.

## Examples:

1)  $(x + 1)(x + 2) = x(x + 2) + 1(x + 2)$

or  $(x + 1)(x + 2) = x^2 + 2 + 2x + x$   
 $= x^2 + 3x + 2$



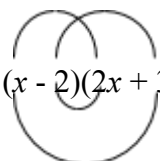
or

	$x$	$1$
$x$	$x^2$	$x$
$2$	$2x$	$2$

2)  $(x - 2)(2x + 3) = x(2x + 3) - 2(2x + 3)$   
 $= 2x^2 + 3x - 4x - 6$   
 $= 2x^2 - x - 6$

or

$(x - 2)(2x + 3) = 2x^2 - 6 + 3x - 4x = 2x^2 - x - 6$



or

	$x$	$-2$
$2x$	$2x^2$	$-4x$
$3$	$3x$	$-6$

$$(2x + 3)(x - 2) = 2x^2 + 3x - 4x - 6$$

$$= 2x^2 - x - 6$$



**EXERCISE A**

Multiply out the following brackets and simplify.

1.  $7(4x + 5)$
2.  $-3(5x - 7)$
3.  $5a - 4(3a - 1)$
4.  $4y + y(2 + 3y)$
5.  $-3x - (x + 4)$
6.  $5(2x - 1) - (3x - 4)$
7.  $(x + 2)(x + 3)$
8.  $(t - 5)(t - 2)$
9.  $(2x + 3y)(3x - 4y)$
10.  $4(x - 2)(x + 3)$
11.  $(2y - 1)(2y + 1)$
12.  $(3 + 5x)(4 - x)$

**Two Special Cases****Perfect Square:**

$$(x + a)^2 = (x + a)(x + a) = x^2 + 2ax + a^2$$
$$(2x - 3)^2 = (2x - 3)(2x - 3) = 4x^2 - 12x + 9$$

**Difference of two squares:**

$$(x - a)(x + a) = x^2 - a^2$$
$$(x - 3)(x + 3) = x^2 - 3^2$$
$$= x^2 - 9$$

**EXERCISE B**

Multiply out

1.  $(x - 1)^2$
2.  $(3x + 5)^2$
3.  $(7x - 2)^2$
4.  $(x + 2)(x - 2)$
5.  $(3x + 1)(3x - 1)$
6.  $(5y - 3)(5y + 3)$

**More help:**

<http://www.mymaths.co.uk/tasks/library/loadLesson.asp?title=brackets/bracketsMovie&taskID=1150>

## Chapter 2: LINEAR EQUATIONS

When solving an equation, you must remember that whatever you do to one side must also be done to the other. You are therefore allowed to

- add the same amount to both side
- subtract the same amount from each side
- multiply the whole of each side by the same amount
- divide the whole of each side by the same amount.

If the equation has unknowns on both sides, you should collect all the letters onto the same side of the equation.

If the equation contains brackets, you should start by expanding the brackets.

A linear equation is an equation that contains numbers and terms in  $x$ . A linear equation does not contain any  $x^2$  or  $x^3$  terms.

**More help** on solving equations can be obtained by downloading the leaflet available at this website: <http://www.mathcentre.ac.uk/resources/workbooks/mathcentre/web-simplelinear.pdf>

**Example 1:** Solve the equation  $64 - 3x = 25$

**Solution:** There are various ways to solve this equation. One approach is as follows:

Step 1: Add  $3x$  to both sides (so that the  $x$  term is positive):  $64 = 3x + 25$

Step 2: Subtract 25 from both sides:  $39 = 3x$

Step 3: Divide both sides by 3:  $13 = x$

So the solution is  $x = 13$ .

**Example 2:** Solve the equation  $6x + 7 = 5 - 2x$ .

**Solution:**

Step 1: Begin by adding  $2x$  to both sides  
(to ensure that the  $x$  terms are together on the same side)  $8x + 7 = 5$

Step 2: Subtract 7 from each side:  $8x = -2$

Step 3: Divide each side by 8:  $x = -\frac{1}{4}$

**Exercise A:** Solve the following equations, showing each step in your working:

1)  $2x + 5 = 19$

2)  $5x - 2 = 13$

3)  $11 - 4x = 5$

4)  $5 - 7x = -9$

5)  $11 + 3x = 8 - 2x$

6)  $7x + 2 = 4x - 5$

**Example 3:** Solve the equation  $2(3x - 2) = 20 - 3(x + 2)$

Step 1: Multiply out the brackets:  $6x - 4 = 20 - 3x - 6$   
(taking care of the negative signs)

Step 2: Simplify the right hand side:  $6x - 4 = 14 - 3x$

Step 3: Add  $3x$  to each side:  $9x - 4 = 14$

Step 4: Add 4:  $9x = 18$

Step 5: Divide by 9:  $x = 2$

**Exercise B:** Solve the following equations.

1)  $5(2x - 4) = 4$

2)  $4(2 - x) = 3(x - 9)$

3)  $8 - (x + 3) = 4$

4)  $14 - 3(2x + 3) = 2$

More help:

<http://www.mymaths.co.uk/tasks/library/loadLesson.asp?title=equations/solvingEquationsMovie&askID=1182>

## EQUATIONS CONTAINING FRACTIONS

When an equation contains a fraction, the first step is usually to multiply through by the denominator of the fraction. This ensures that there are no fractions in the equation.

**Example 4:** Solve the equation  $\frac{y}{2} + 5 = 11$

**Solution:**

Step 1: Multiply through by 2 (the denominator in the fraction):  $y + 10 = 22$

Step 2: Subtract 10:  $y = 12$

**Example 5:** Solve the equation  $\frac{1}{3}(2x + 1) = 5$


**Solution:**

Step 1: Multiply by 3 (to remove the fraction)  $2x + 1 = 15$

Step 2: Subtract 1 from each side  $2x = 14$

Step 3: Divide by 2  $x = 7$

When an equation contains two fractions, you need to multiply by the lowest common denominator. This will then remove both fractions.





**Example 6:** Solve the equation  $\frac{x+1}{4} + \frac{x+2}{5} = 2$

**Solution:**

Step 1: Find the lowest common denominator:

The smallest number that both 4 and 5 divide into is 20.

Step 2: Multiply both sides by the lowest common denominator

$$\frac{20(x+1)}{4} + \frac{20(x+2)}{5} = 40$$

Step 3: Simplify the left hand side:

$$\frac{\overset{5}{\cancel{20}}(x+1)}{\cancel{4}} + \frac{\overset{4}{\cancel{20}}(x+2)}{\cancel{5}} = 40$$

$$5(x+1) + 4(x+2) = 40$$

Step 4: Multiply out the brackets:

$$5x + 5 + 4x + 8 = 40$$

Step 5: Simplify the equation:

$$9x + 13 = 40$$

Step 6: Subtract 13

$$9x = 27$$

Step 7: Divide by 9:

$$x = 3$$

**Example 7:** Solve the equation  $x + \frac{x-2}{4} = 2 - \frac{3-5x}{6}$

**Solution:** The lowest number that 4 and 6 go into is 12. So we multiply every term by 12:

$$12x + \frac{12(x-2)}{4} = 24 - \frac{12(3-5x)}{6}$$

Simplify

$$12x + 3(x-2) = 24 - 2(3-5x)$$

Expand brackets

$$12x + 3x - 6 = 24 - 6 + 10x$$

Simplify

$$15x - 6 = 18 + 10x$$

Subtract 10x

$$5x - 6 = 18$$

Add 6

$$5x = 24$$

Divide by 5

$$x = 4.8$$

**Exercise C:** Solve these equations

1)  $\frac{1}{2}(x+3) = 5$

2)  $\frac{2x}{3} - 1 = \frac{x}{3} + 4$

3)  $\frac{y}{4} + 3 = 5 - \frac{y}{3}$

4)  $\frac{x-2}{7} = 2 + \frac{3-x}{14}$



### Exercise C (continued)

$$5) \quad \frac{7x-1}{2} = 13 - x$$

$$6) \quad \frac{y-1}{2} + \frac{y+1}{3} = \frac{2y+5}{6}$$

$$7) \quad 2x + \frac{x-1}{2} = \frac{5x+3}{3}$$

$$8) \quad 2 - \frac{5}{x} = \frac{10}{x} - 1$$

More help:

<http://www.mymaths.co.uk/tasks/library/loadLesson.asp?title=equations/solvingEquationsWithFractions&taskID=1183>

### FORMING EQUATIONS

**Example 8:** Find three consecutive numbers so that their sum is 96.

**Solution:** Let the first number be  $n$ , then the second is  $n + 1$  and the third is  $n + 2$ .

$$\begin{aligned} \text{Therefore} \quad & n + (n + 1) + (n + 2) = 96 \\ & 3n + 3 = 96 \\ & 3n = 93 \\ & n = 31 \end{aligned}$$

So the numbers are 31, 32 and 33.

### Exercise D:

- 1) Find 3 consecutive even numbers so that their sum is 108.
- 2) The perimeter of a rectangle is 79 cm. One side is three times the length of the other. Form an equation and hence find the length of each side.
- 3) Two girls have 72 photographs of celebrities between them. One gives 11 to the other and finds that she now has half the number her friend has. Form an equation, letting  $n$  be the number of photographs one girl had at the **beginning**. Hence find how many each has **now**.

## Chapter 3: SIMULTANEOUS EQUATIONS

An example of a pair of simultaneous equations is  $3x + 2y = 8$  ①  
 $5x + y = 11$  ②

In these equations,  $x$  and  $y$  stand for two numbers. We can solve these equations in order to find the values of  $x$  and  $y$  by eliminating one of the letters from the equations.

In these equations it is simplest to eliminate  $y$ . We do this by making the coefficients of  $y$  the same in both equations. This can be achieved by multiplying equation ② by 2, so that both equations contain  $2y$ :

$$\begin{array}{rcl} 3x + 2y = 8 & \text{①} \\ 10x + 2y = 22 & 2 \times \text{②} = \text{③} \end{array}$$

To eliminate the  $y$  terms, we subtract equation ③ from equation ①. We get:  $7x = 14$   
i.e.  $x = 2$

To find  $y$ , we substitute  $x = 2$  into one of the original equations. For example if we put it into ②:

$$\begin{array}{r} 10 + y = 11 \\ y = 1 \end{array}$$

Therefore the solution is  $x = 2, y = 1$ .

**Remember:** You can check your solutions by substituting both  $x$  and  $y$  into the original equations.

**Example:** Solve  $2x + 5y = 16$  ①  
 $3x - 4y = 1$  ②

**Solution:** We begin by getting the same number of  $x$  or  $y$  appearing in both equation. We can get  $20y$  in both equations if we multiply the top equation by 4 and the bottom equation by 5:

$$\begin{array}{rcl} 8x + 20y = 64 & \text{③} \\ 15x - 20y = 5 & \text{④} \end{array}$$

As the SIGNS in front of  $20y$  are DIFFERENT, we can eliminate the  $y$  terms from the equations by ADDING:

$$\begin{array}{rcl} 23x = 69 & \text{③} + \text{④} \\ \text{i.e. } x = 3 & \end{array}$$

Substituting this into equation ① gives:

$$\begin{array}{r} 6 + 5y = 16 \\ 5y = 10 \end{array}$$

So...  $y = 2$

The solution is  $x = 3, y = 2$ .

If you need **more help** on solving simultaneous equations, you can download a booklet from the following website:

<http://www.mathcentre.ac.uk/resources/workbooks/mathcentre/web-simultaneous1.pdf>

<http://www.mymaths.co.uk/tasks/library/loadLesson.asp?title=simultaneous/simEquMovieHard&taskID=1174>

**Exercise:**

Solve the pairs of simultaneous equations in the following questions:

1)  $x + 2y = 7$   
 $3x + 2y = 9$

2)  $x + 3y = 0$   
 $3x + 2y = -7$

3)  $3x - 2y = 4$   
 $2x + 3y = -6$

4)  $9x - 2y = 25$   
 $4x - 5y = 7$

5)  $4a + 3b = 22$   
 $5a - 4b = 43$

6)  $3p + 3q = 15$   
 $2p + 5q = 14$

## Chapter 4: FACTORISING

### Common factors

We can factorise some expressions by taking out a common factor.

**Example 1:** Factorise  $12x - 30$

**Solution:** 6 is a common factor to both 12 and 30. We can therefore factorise by taking 6 outside a bracket:

$$12x - 30 = 6(2x - 5)$$

**Example 2:** Factorise  $6x^2 - 2xy$

**Solution:** 2 is a common factor to both 6 and 2. Both terms also contain an  $x$ . So we factorise by taking  $2x$  outside a bracket.

$$6x^2 - 2xy = 2x(3x - y)$$

**Example 3:** Factorise  $9x^3y^2 - 18x^2y$

**Solution:** 9 is a common factor to both 9 and 18.  
The highest power of  $x$  that is present in both expressions is  $x^2$ .  
There is also a  $y$  present in both parts.  
So we factorise by taking  $9x^2y$  outside a bracket:

$$9x^3y^2 - 18x^2y = 9x^2y(xy - 2)$$

**Example 4:** Factorise  $3x(2x - 1) - 4(2x - 1)$

**Solution:** There is a common bracket as a factor.  
So we factorise by taking  $(2x - 1)$  out as a factor.  
The expression factorises to  $(2x - 1)(3x - 4)$

### Exercise A

Factorise each of the following

1)  $3x + xy$

2)  $4x^2 - 2xy$

3)  $pq^2 - p^2q$

4)  $3pq - 9q^2$

5)  $2x^3 - 6x^2$

6)  $8a^5b^2 - 12a^3b^4$

7)  $5y(y - 1) + 3(y - 1)$



## Factorising quadratics

### Simple quadratics: Factorising quadratics of the form $x^2 + bx + c$

The method is:

Step 1: Form two brackets  $(x \dots)(x \dots)$

Step 2: Find two numbers that multiply to give  $c$  and add to make  $b$ . These two numbers get written at the other end of the brackets.

**Example 1:** Factorise  $x^2 - 9x - 10$ .

**Solution:** We need to find two numbers that multiply to make -10 and add to make -9. These numbers are -10 and 1.

Therefore  $x^2 - 9x - 10 = (x - 10)(x + 1)$ .

### General quadratics: Factorising quadratics of the form $ax^2 + bx + c$

The method is:

Step 1: Find two numbers that multiply together to make  $ac$  and add to make  $b$ .

Step 2: Split up the  $bx$  term using the numbers found in step 1.

Step 3: Factorise the front and back pair of expressions as fully as possible.

Step 4: There should be a common bracket. Take this out as a common factor.

**Example 2:** Factorise  $6x^2 + x - 12$ .

**Solution:** We need to find two numbers that multiply to make  $6 \times -12 = -72$  and add to make 1. These two numbers are -8 and 9.

Therefore, 
$$\begin{aligned} 6x^2 + x - 12 &= \underbrace{6x^2 - 8x} + \underbrace{9x - 12} \\ &= 2x(3x - 4) + 3(3x - 4) && \text{(the two brackets must be identical)} \\ &= (3x - 4)(2x + 3) \end{aligned}$$

### Difference of two squares: Factorising quadratics of the form $x^2 - a^2$

Remember that  $x^2 - a^2 = (x + a)(x - a)$ .

Therefore:  $x^2 - 9 = x^2 - 3^2 = (x + 3)(x - 3)$

$$16x^2 - 25 = (2x)^2 - 5^2 = (2x + 5)(2x - 5)$$

Also notice that:  $2x^2 - 8 = 2(x^2 - 4) = 2(x + 4)(x - 4)$

and  $3x^3 - 48xy^2 = 3x(x^2 - 16y^2) = 3x(x + 4y)(x - 4y)$

### Factorising by pairing

We can factorise expressions like  $2x^2 + xy - 2x - y$  using the method of factorising by pairing:

$$2x^2 + xy - 2x - y = x(2x + y) - 1(2x + y) \quad \text{(factorise front and back pairs, ensuring both brackets are identical)}$$



$$= (2x + y)(x - 1)$$

If you need **more help** with factorising, you can download a booklet from this website:

<http://www.mathcentre.ac.uk/resources/workbooks/mathcentre/web-factorisingquadratics.pdf>

<http://www.mymaths.co.uk/tasks/library/loadLesson.asp?title=factorising/factoriseHigher&taskID=1156>

### Exercise B

Factorise

1)  $x^2 - x - 6$

2)  $x^2 + 6x - 16$

3)  $2x^2 + 5x + 2$

4)  $2x^2 - 3x$  (factorise by taking out a common factor)

5)  $3x^2 + 5x - 2$

6)  $2y^2 + 17y + 21$

7)  $7y^2 - 10y + 3$

8)  $10x^2 + 5x - 30$

9)  $4x^2 - 25$

10)  $x^2 - 3x - xy + 3y^2$

11)  $4x^2 - 12x + 8$

12)  $16m^2 - 81n^2$

13)  $4y^3 - 9a^2y$

14)  $8(x+1)^2 - 2(x+1) - 10$



$$3) \quad 4y = \frac{x}{3} - 2$$

$$4) \quad y = \frac{4(3x - 5)}{9}$$

## Rearranging equations involving squares and square roots

**Example 4:** Make  $x$  the subject of  $x^2 + y^2 = w^2$

**Solution:**

$$x^2 + y^2 = w^2$$

Subtract  $y^2$  from both sides:

$$x^2 = w^2 - y^2 \quad (\text{this isolates the term involving } x)$$

Square root both sides:

$$x = \pm\sqrt{w^2 - y^2}$$

Remember that you can have a positive or a negative square root. We cannot simplify the answer any more.

**Example 5:** Make  $a$  the subject of the formula

$$t = \frac{1}{4}\sqrt{\frac{5a}{h}}$$

**Solution:**

$$t = \frac{1}{4}\sqrt{\frac{5a}{h}}$$

Multiply by 4

$$4t = \sqrt{\frac{5a}{h}}$$

Square both sides

$$16t^2 = \frac{5a}{h}$$

Multiply by  $h$ :

$$16t^2h = 5a$$

Divide by 5:

$$\frac{16t^2h}{5} = a$$

### Exercise B:

Make  $t$  the subject of each of the following

1)  $P = \frac{wt}{32r}$

2)  $P = \frac{wt^2}{32r}$

3)  $V = \frac{1}{3}\pi t^2h$

4)  $P = \sqrt{\frac{2t}{g}}$

5)  $Pa = \frac{w(v-t)}{g}$

6)  $r = a + bt^2$

More help:

<http://www.mymaths.co.uk/tasks/library/loadLesson.asp?title=simplify/rearrangehigher&taskID=1170>

## More difficult examples

Sometimes the variable that we wish to make the subject occurs in more than one place in the formula. In these questions, we collect the terms involving this variable on one side of the equation, and we put the other terms on the opposite side.

**Example 6:** Make  $t$  the subject of the formula  $a - xt = b + yt$

**Solution:**  $a - xt = b + yt$

Start by collecting all the  $t$  terms on the right hand side:

Add  $xt$  to both sides:  $a = b + yt + xt$

Now put the terms without a  $t$  on the left hand side:

Subtract  $b$  from both sides:  $a - b = yt + xt$

Factorise the RHS:  $a - b = t(y + x)$

Divide by  $(y + x)$ :  $\frac{a - b}{y + x} = t$

So the required equation is  $t = \frac{a - b}{y + x}$

**Example 7:** Make  $W$  the subject of the formula  $T - W = \frac{Wa}{2b}$

**Solution:** This formula is complicated by the fractional term. We begin by removing the fraction:

Multiply by  $2b$ :  $2bT - 2bW = Wa$

Add  $2bW$  to both sides:  $2bT = Wa + 2bW$  (this collects the  $W$ 's together)

Factorise the RHS:  $2bT = W(a + 2b)$

Divide both sides by  $a + 2b$ :  $W = \frac{2bT}{a + 2b}$

If you need more help you can download an information booklet on rearranging equations from the following website:

<http://www.mathcentre.ac.uk/resources/workbooks/mathcentre/web-formulae2-tom.pdf>

## Exercise C

Make  $x$  the subject of these formulae:

1)  $ax + 3 = bx + c$

2)  $3(x + a) = k(x - 2)$



$$3) \quad y = \frac{2x+3}{5x-2}$$

$$4) \quad \frac{x}{a} = 1 + \frac{x}{b}$$

## Chapter 6: SOLVING QUADRATIC EQUATIONS

A quadratic equation has the form  $ax^2 + bx + c = 0$ .

There are two methods that are commonly used for solving quadratic equations:

- \* factorising
- \* the quadratic formula

Note that not all quadratic equations can be solved by factorising. The quadratic formula can always be used however.

### Method 1: Factorising

Make sure that the equation is rearranged so that the right hand side is 0. It usually makes it easier if the coefficient of  $x^2$  is positive.

**Example 1 :** Solve  $x^2 - 3x + 2 = 0$

Factorise  $(x - 1)(x - 2) = 0$

Either  $(x - 1) = 0$  or  $(x - 2) = 0$

So the solutions are  $x = 1$  or  $x = 2$

Note: The individual values  $x = 1$  and  $x = 2$  are called the **roots** of the equation.

**Example 2:** Solve  $x^2 - 2x = 0$

Factorise:  $x(x - 2) = 0$

Either  $x = 0$  or  $(x - 2) = 0$

So  $x = 0$  or  $x = 2$

<http://www.mymaths.co.uk/tasks/library/loadLesson.asp?title=factorising/solveQuadsByFactoring&askID=1181>

### Method 2: Using the formula

Recall that the roots of the quadratic equation  $ax^2 + bx + c = 0$  are given by the formula:

$$x = \frac{-b \pm \sqrt{b^2 - 4ac}}{2a}$$

**Example 3:** Solve the equation  $2x^2 - 5 = 7 - 3x$

**Solution:** First we rearrange so that the right hand side is 0. We get  $2x^2 + 3x - 12 = 0$

We can then tell that  $a = 2$ ,  $b = 3$  and  $c = -12$ .

Substituting these into the quadratic formula gives:

$$x = \frac{-3 \pm \sqrt{3^2 - 4 \times 2 \times (-12)}}{2 \times 2} = \frac{-3 \pm \sqrt{105}}{4} \quad (\text{this is the surd form for the solutions})$$

If we have a calculator, we can evaluate these roots to get:  $x = 1.81$  or  $x = -3.31$

If you need more help with the work in this chapter, there is an information booklet downloadable from this web site:

<http://www.mathcentre.ac.uk/resources/workbooks/mathcentre/web-quadratic-equations.pdf>

<http://www.mymaths.co.uk/tasks/library/loadLesson.asp?title=quadraticformula/formulamovie&taskID=1160>

## EXERCISE

1) Use factorisation to solve the following equations:

a)  $x^2 + 3x + 2 = 0$

b)  $x^2 - 3x - 4 = 0$

c)  $x^2 = 15 - 2x$

2) Find the roots of the following equations:

a)  $x^2 + 3x = 0$

b)  $x^2 - 4x = 0$

c)  $4 - x^2 = 0$

3) Solve the following equations either by factorising or by using the formula:

a)  $6x^2 - 5x - 4 = 0$

b)  $8x^2 - 24x + 10 = 0$

4) Use the formula to solve the following equations to 3 significant figures. Some of the equations can't be solved.

a)  $x^2 + 7x + 9 = 0$

b)  $6 + 3x = 8x^2$

c)  $4x^2 - x - 7 = 0$

d)  $x^2 - 3x + 18 = 0$

e)  $3x^2 + 4x + 4 = 0$

f)  $3x^2 = 13x - 16$

## Chapter 7: INDICES

### Basic rules of indices

$y^4$  means  $y \times y \times y \times y$ .

4 is called the **index** (plural: indices), **power** or **exponent** of  $y$ .

There are 3 basic rules of indices:

1)  $a^m \times a^n = a^{m+n}$  e.g.  $3^4 \times 3^5 = 3^9$

2)  $a^m \div a^n = a^{m-n}$  e.g.  $3^8 \div 3^6 = 3^2$

3)  $(a^m)^n = a^{mn}$  e.g.  $(3^2)^5 = 3^{10}$

### Further examples

$$y^4 \times 5y^3 = 5y^7$$

$$4a^3 \times 6a^2 = 24a^5 \quad (\text{multiply the numbers and multiply the } a\text{'s})$$

$$2c^2 \times (-3c^6) = -6c^8 \quad (\text{multiply the numbers and multiply the } c\text{'s})$$

$$24d^7 \div 3d^2 = \frac{24d^7}{3d^2} = 8d^5 \quad (\text{divide the numbers and divide the } d \text{ terms i.e. by subtracting the powers})$$

### Exercise A

Simplify the following:

1)  $b \times 5b^5 =$  (Remember that  $b = b^1$ )

2)  $3c^2 \times 2c^5 =$

3)  $b^2c \times bc^3 =$

4)  $2n^6 \times (-6n^2) =$

5)  $8n^8 \div 2n^3 =$

6)  $d^{11} \div d^9 =$

7)  $(a^3)^2 =$

8)  $(-d^4)^3 =$

Help:

<http://www.mymaths.co.uk/tasks/library/loadLesson.asp?title=powers/indicesPart2&taskID=1045>

## More complex powers

### Zero index:

Recall from GCSE that

$$a^0 = 1.$$

This result is true for any non-zero number  $a$ .

Therefore

$$5^0 = 1 \qquad \left(\frac{3}{4}\right)^0 = 1 \qquad (-5.2304)^0 = 1$$

### Negative powers

A power of -1 corresponds to the reciprocal of a number, i.e.  $a^{-1} = \frac{1}{a}$

Therefore

$$5^{-1} = \frac{1}{5}$$

$$0.25^{-1} = \frac{1}{0.25} = 4$$

$$\left(\frac{4}{5}\right)^{-1} = \frac{5}{4}$$

(you find the reciprocal of a fraction by swapping the top and bottom over)

This result can be extended to more general negative powers:  $a^{-n} = \frac{1}{a^n}$ .

This means:

$$3^{-2} = \frac{1}{3^2} = \frac{1}{9}$$

$$2^{-4} = \frac{1}{2^4} = \frac{1}{16}$$

$$\left(\frac{1}{4}\right)^{-2} = \left(\left(\frac{1}{4}\right)^{-1}\right)^2 = \left(\frac{4}{1}\right)^2 = 16$$

### Fractional powers:

Fractional powers correspond to roots:

$$a^{1/2} = \sqrt{a} \qquad a^{1/3} = \sqrt[3]{a} \qquad a^{1/4} = \sqrt[4]{a}$$

In general:

$$a^{1/n} = \sqrt[n]{a}$$

Therefore:

$$8^{1/3} = \sqrt[3]{8} = 2$$

$$25^{1/2} = \sqrt{25} = 5$$

$$10000^{1/4} = \sqrt[4]{10000} = 10$$

A more general fractional power can be dealt with in the following way:  $a^{m/n} = \left(a^{1/n}\right)^m$

So

$$4^{3/2} = \left(\sqrt{4}\right)^3 = 2^3 = 8$$

$$\left(\frac{8}{27}\right)^{2/3} = \left(\left(\frac{8}{27}\right)^{1/3}\right)^2 = \left(\frac{2}{3}\right)^2 = \frac{4}{9}$$

$$\left(\frac{25}{36}\right)^{-3/2} = \left(\frac{36}{25}\right)^{3/2} = \left(\sqrt{\frac{36}{25}}\right)^3 = \left(\frac{6}{5}\right)^3 = \frac{216}{125}$$

Help: <http://www.mymaths.co.uk/tasks/library/loadLesson.asp?title=powers/indicesPart3&taskID=1301>



**Exercise B:**

Find the value of:

1)  $4^{1/2}$

2)  $27^{1/3}$

3)  $\left(\frac{1}{9}\right)^{1/2}$

4)  $5^{-2}$

5)  $18^0$

6)  $7^{-1}$

7)  $27^{2/3}$

8)  $\left(\frac{2}{3}\right)^{-2}$

9)  $8^{-2/3}$

10)  $(0.04)^{1/2}$

11)  $\left(\frac{8}{27}\right)^{2/3}$

12)  $\left(\frac{1}{16}\right)^{-3/2}$

Simplify each of the following:

13)  $2a^{1/2} \times 3a^{5/2}$

14)  $x^3 \times x^{-2}$

15)  $(x^2y^4)^{1/2}$